

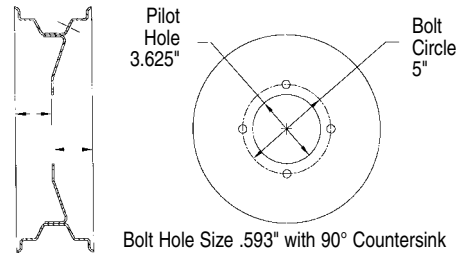


# SMALL DIAMETER WHEELS

## Implement Wheels



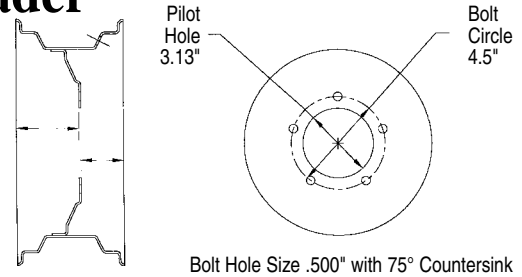
### 4 Hole Ag



Wheel Size	Code	Offset	V/S	OPP V/S	Cap	Color	New Wold Part Number	Wt.	Dealer
5X14	IW514-5-26W	- 3/8"	3 3/8"	2 5/8"	1250	W	WNIW140050-045E9-026OW	15	
4.5X15	IW4515-4-23W	- 3/8"	2 3/4"	2 3/8"	1250	W	WNIW150045-045E9-023OW	17	
6X15	IW615-4-31W	- 3/8"	3 1/2"	3 1/8"	1250	W	WNIW150060-045E9-031OW	18	



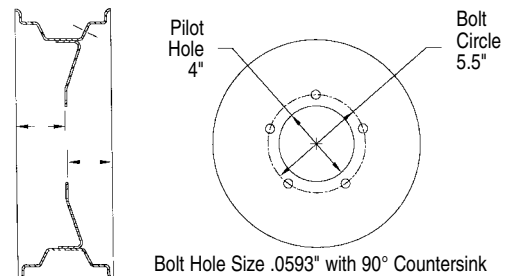
### 5 Hole Skid Loader



Wheel Size	Code	Offset	V/S	OPP V/S	Cap	Color	New Wold Part Number	Wt.	Dealer
3X12	IW312-5-35W	+ 1 1/2"	1/4"	3 1/2"	1000	W	WNIW120030-054C9-035OW	9	
5X12	IW512-5-43O-V	+ 1 1/4"	1 3/8"	4 3/8"	900	O	WNIW120050-054C9-043OR-V	9	
7X12	IW712-5-23O-V	- 1 1/2"	5 1/8"	2 3/8"	900	O	WNIW120070-054C9-023OR-V	10	



### 5 Hole Ag



Wheel Size	Code	Offset	V/S	OPP V/S	Cap	Color	New Wold Part Number	Wt.	Dealer
6X10	IW610-5-33W	0"	3 3/8"	3 3/8"	1750	W	WNIW100060-055E9-033OW	14	
5X14	IW514-5-26W	- 1/4"	2 7/8"	2 5/8"	2000	W	WNIW140050-055E9-026OW	17	
6X14	IW614-5-32W	- 1/4"	3 3/8"	3 1/4"	2000	W	WNIW140060-055E9-032OW	18	
8X14	IW814-5-42W	- 1/4"	4 1/4"	4 1/4"	2000	W	WNIW140080-055E9-042OW	22	
5X15	IW515-5-27W	- 1/4"	2 3/4"	2 3/4"	2300	W	WNIW150050-055E9-027OW	18	
6X15	IW615-5-32W	- 1/4"	3 3/8"	3 1/4"	2300	W	WNIW150060-055E9-032OW	20	
8X15	IW815-5-43W	- 1/4"	4 1/2"	4 3/8"	2300	W	WNIW150080-055E9-043OW	23	
8X15	IW815-5-43W-H	- 1/4"	4 1/2"	4 3/8"	3200	W	WNIW150080-055E9-043OW-H	28	
4.5X16	IW4516-5-32W	+ 1/2"	2"	3 1/4"	2000	W	WNIW160045-055E9-032OW	21	
5.5X16	IW5516-5-38W	+ 5/8"	2 3/8"	3 7/8"	2000	W	WNIW160055-055E9-038OW	22	